



SPOts Spring 2024

SPOts Spring 2024 Individual Report with Comparison for Principles of Economics (Satyaki Chakravarty)



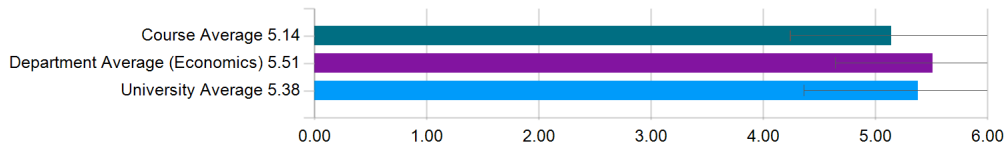
Created Tuesday, June 4, 2024



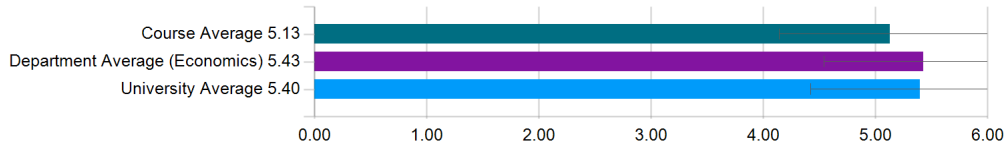
Course Audience: 33
Responses Received: 8
Response Ratio: 24.24%

PART I-A: Instruction - Course

1. The classes were well-prepared and well-organized.



2. Course assignments fostered analytical and/or creative thinking.

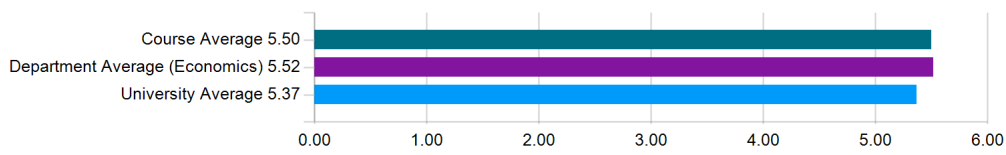


PART I-A: Instruction - Course

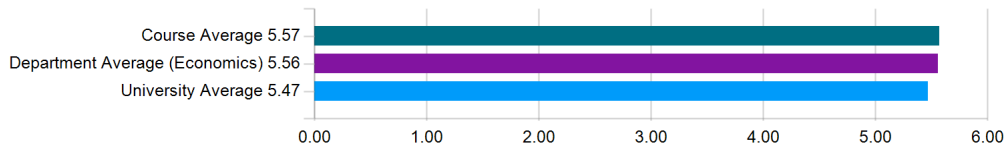
	Mean	Median	SD	Department Mean	Department Median	Department SD	University Mean	University Median	University SD
The classes were well-prepared and well-organized.	5.14	5.00	0.90	5.51	6.00	0.87	5.38	6.00	1.02
Course assignments fostered analytical and/or creative thinking.	5.13	5.00	0.99	5.43	6.00	0.89	5.40	6.00	0.98

PART I-B: Instruction - Instructor

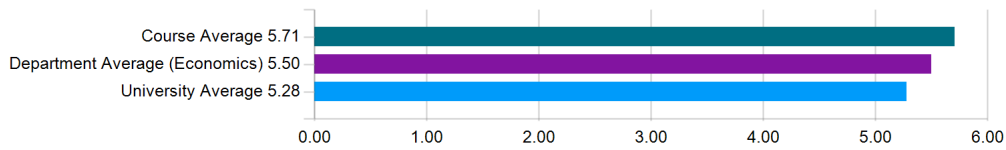
1. The instructor set clear goals and objectives in the course.



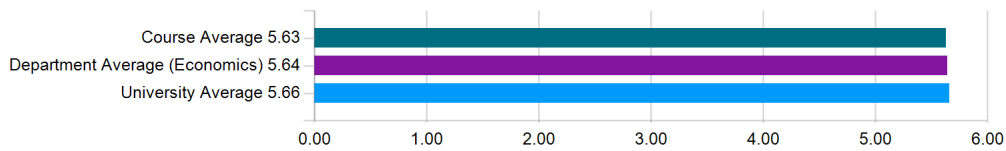
2. The instructor was available outside of class (during office hours, electronically, or both).



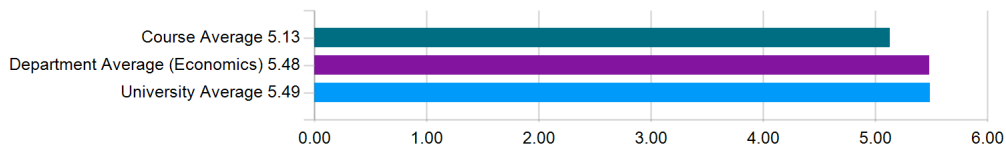
3. The instructor communicated clear guidelines related to graded work.



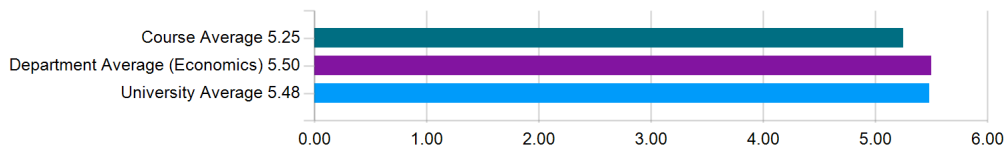
4. The instructor displayed enthusiasm for the subject.



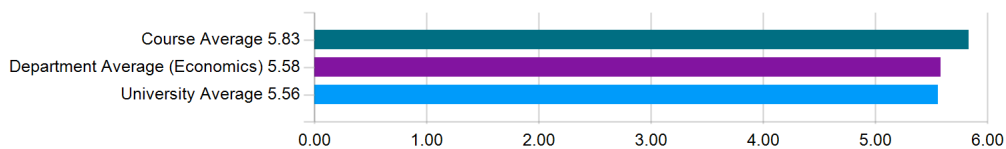
5. The instructor set a high standard for achievement that students were encouraged to meet.



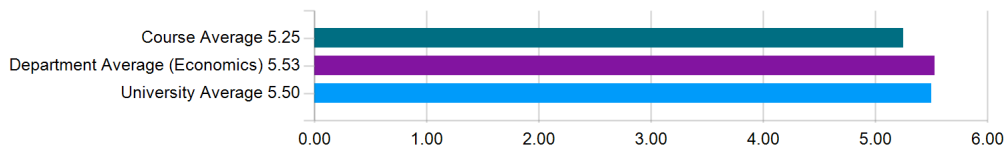
6. The instructor challenged students to think critically about course material.



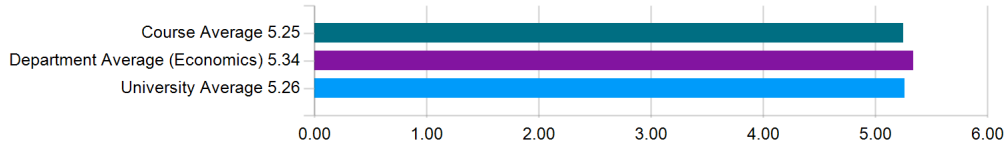
7. The instructor supported a class environment of mutual respect.



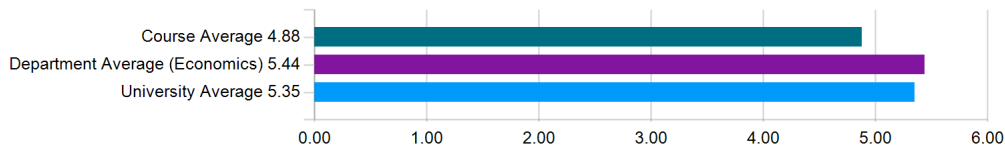
8. The instructor expected students to support assertions with evidence and/or reasoning.



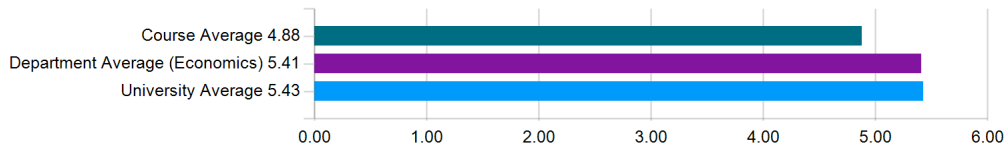
9. The instructor gave me feedback that helped me learn.



10. The instructor facilitated my learning of the subject matter.



11. The instructor expected students to take responsibility for their own learning.

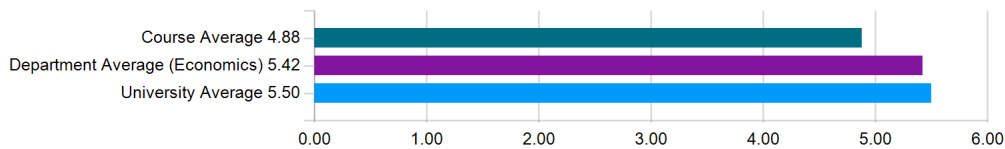


PART I-B: Instruction - Instructor

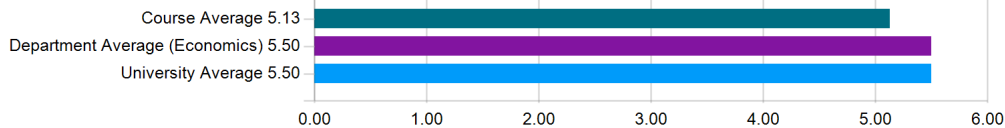
									Q1					
Mean	Median	SD	Department Mean	Department Median	Department SD	University Mean	University Median	University SD	Mean	Median	SD	Department Mean	Department Median	Dep
5.50	5.50	0.53	5.52	6.00	0.81	5.37	6.00	1.01	5.57	6.00	0.79	5.56	6.00	

PART 2: Demographics

1. I have consistently put a lot of effort into meeting course objectives.



2. I completed readings and assignments by the due date.



PART 2: Demographics

									Q1					
Mean	Median	SD	Department Mean	Department Median	Department SD	University Mean	University Median	University SD	Mean	Median	SD	Department Mean	Department Median	Dep
4.88	5.00	1.13	5.42	6.00	0.81	5.50	6.00	0.75	5.13	5.50	0.99	5.50	6.00	

Comment on aspects of the instructor's teaching style that helped the learning process.

Comments
helped having slides while presenting
Professor Chakravarty worked very hard each class to make sure every student could make sense of the material. When I was confused in class about a topic, he went out of his way to email me after class and answer my question more in depth, which I appreciated. Each class, he followed a presentation where students would follow along and makes notes. The homework problems helped me study for the tests.
Professor Chakravarty was very informative and explained the content very clearly so that students understood. He was always willing to help when needed.
Very prepared with papers and class activities
class isnt very hard
He is very invested in his students and their success within the class, he is easy to talk to and so considerate of any outside issues within the class, and has the biggest heart ever.

Comment on aspects of the instructor's teaching style that could be improved upon to help the learning process.

Comments
Maybe adding videos to follow along on top of his teaching, since economics topics can be so complex, it could help to see a different perspective.
Less smartbooks more homework
the class is extremely boring, the whole class is just listening to him talk
The only issue I had with the course was my inability to completely understand what he was saying.